Cu Copper Alliance®

Socioeconomic Impact of Copper Mining in Chile

Chile stands out for its successful public-private natural resource export model.

To help consolidate this mixed public-private system, Chile has long maintained policies favorable to foreign investment.

In the last

20 years,

copper mining has accounted for an average 10% of Chile's GDP.

For every US$100
directly contributed by copper mining
to the economy, another
$36 is indirectly
generated.

In mining regions, this industry accounts for up to
63%
of regional GDP,
as is the case in Antofagasta.
In regions where the mining industry has a strong presence, average mining salaries are between
80%
to 110%
higher than the regional average.

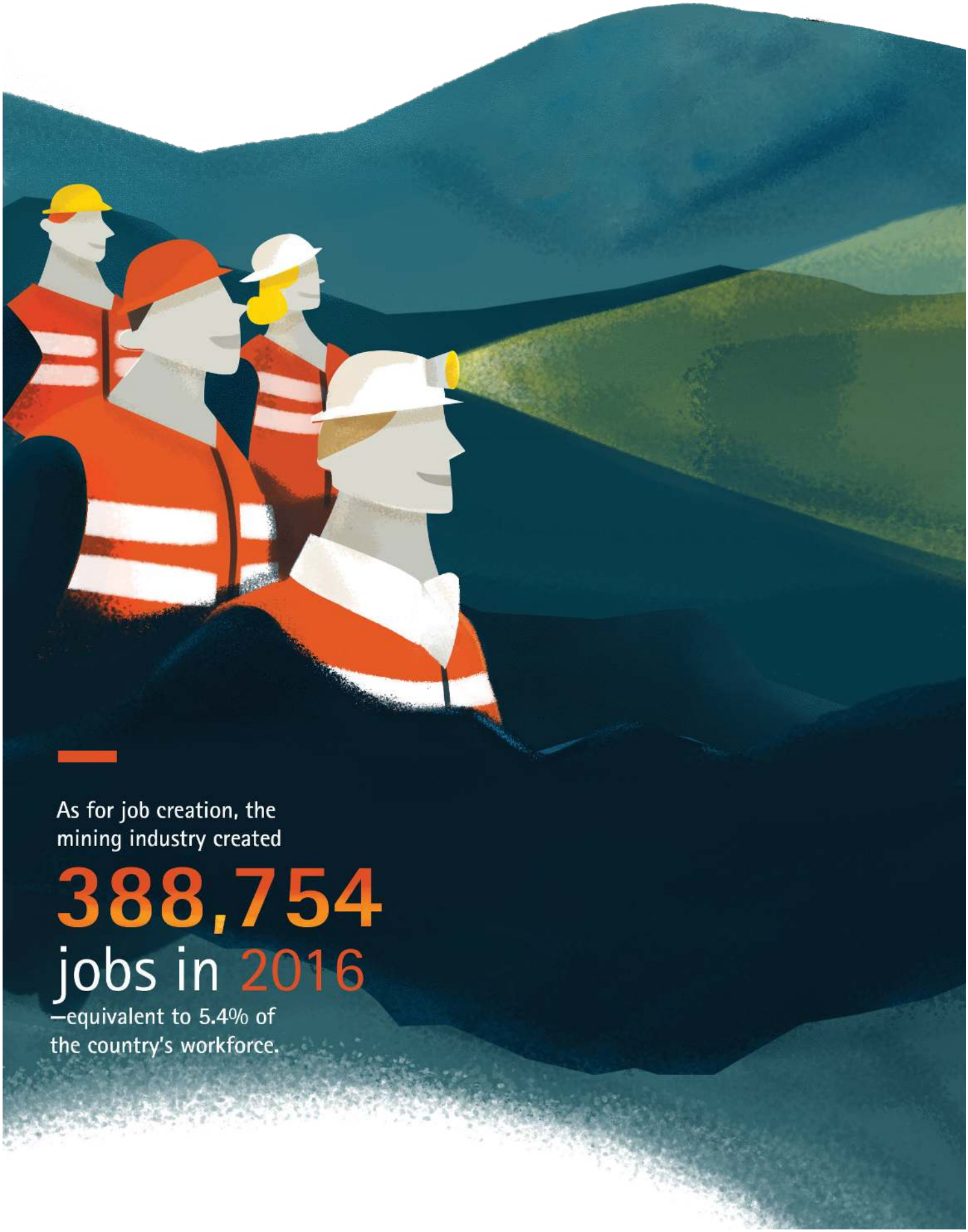

As for job creation, the mining industry created

388,754

jobs in 2016

—equivalent to 5.4% of the country's workforce.

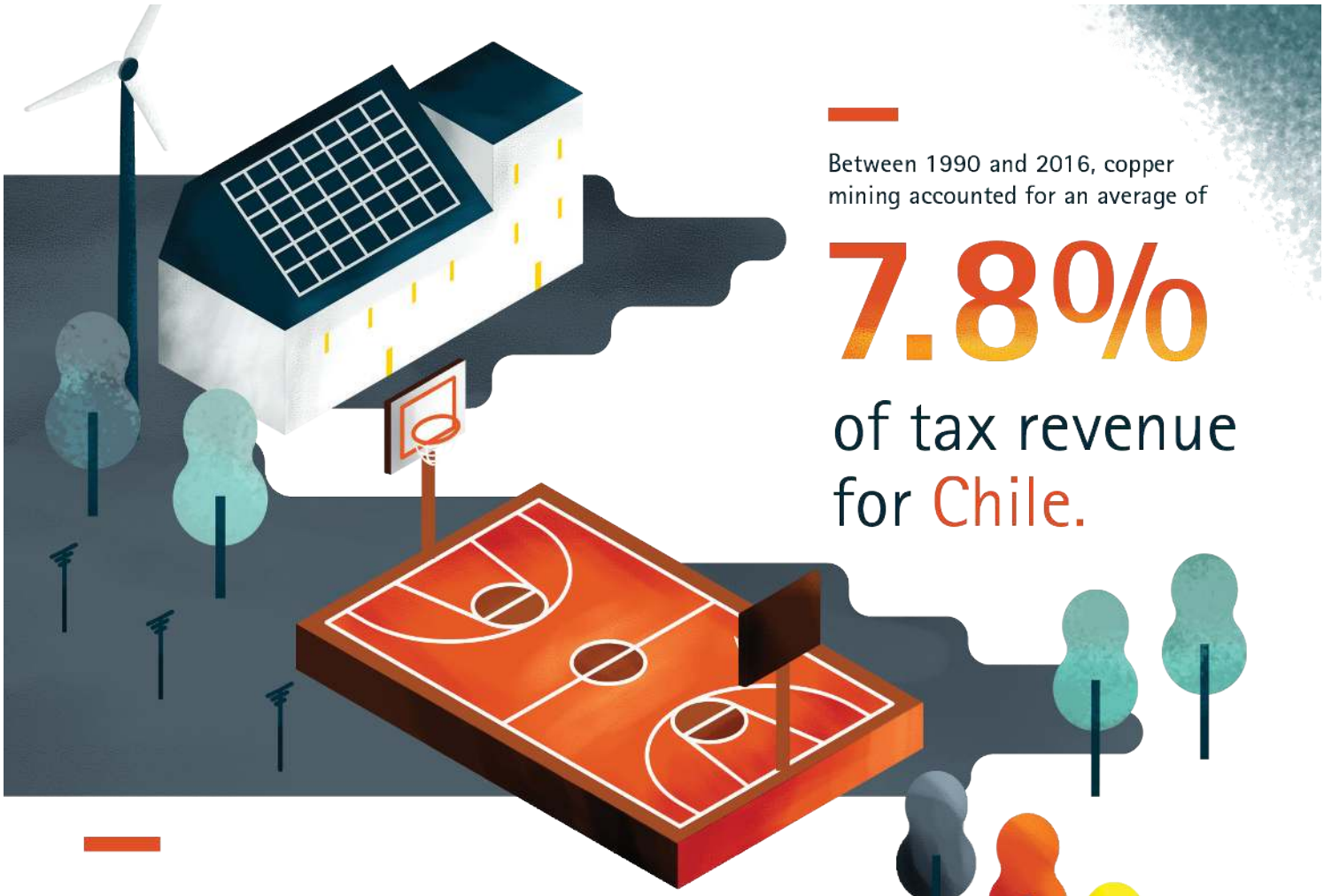

Between 1990 and 2016, copper mining accounted for an average of

7.8%

of tax revenue for Chile.

Chile has experienced a considerable decrease in poverty rates, which fell from 40.5% in 1990 to

8.5%

in 2015.

This decrease corresponds with the largest expansion of mining in the country.

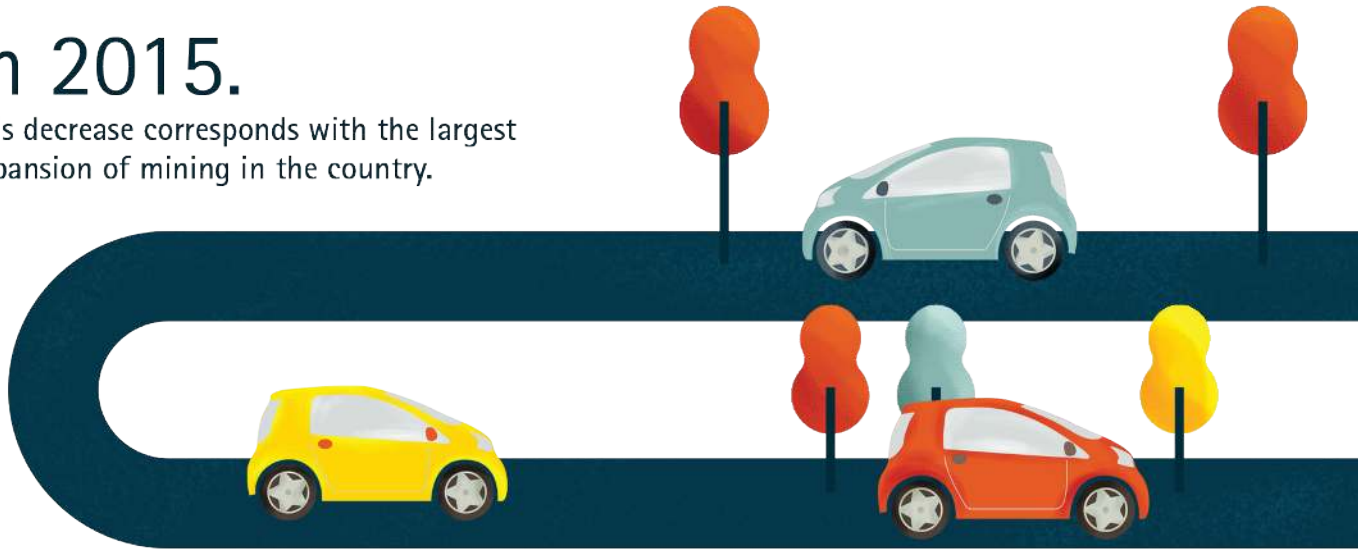

* In the Norte Grande mining regions, the poverty rate is 50% lower than the national average.

Mining supplier companies represent approximately

US $20 billion

of the national economy.

For every job directly generated by mining, another

3.7 jobs

are created in other sectors of the economy and through contractors.

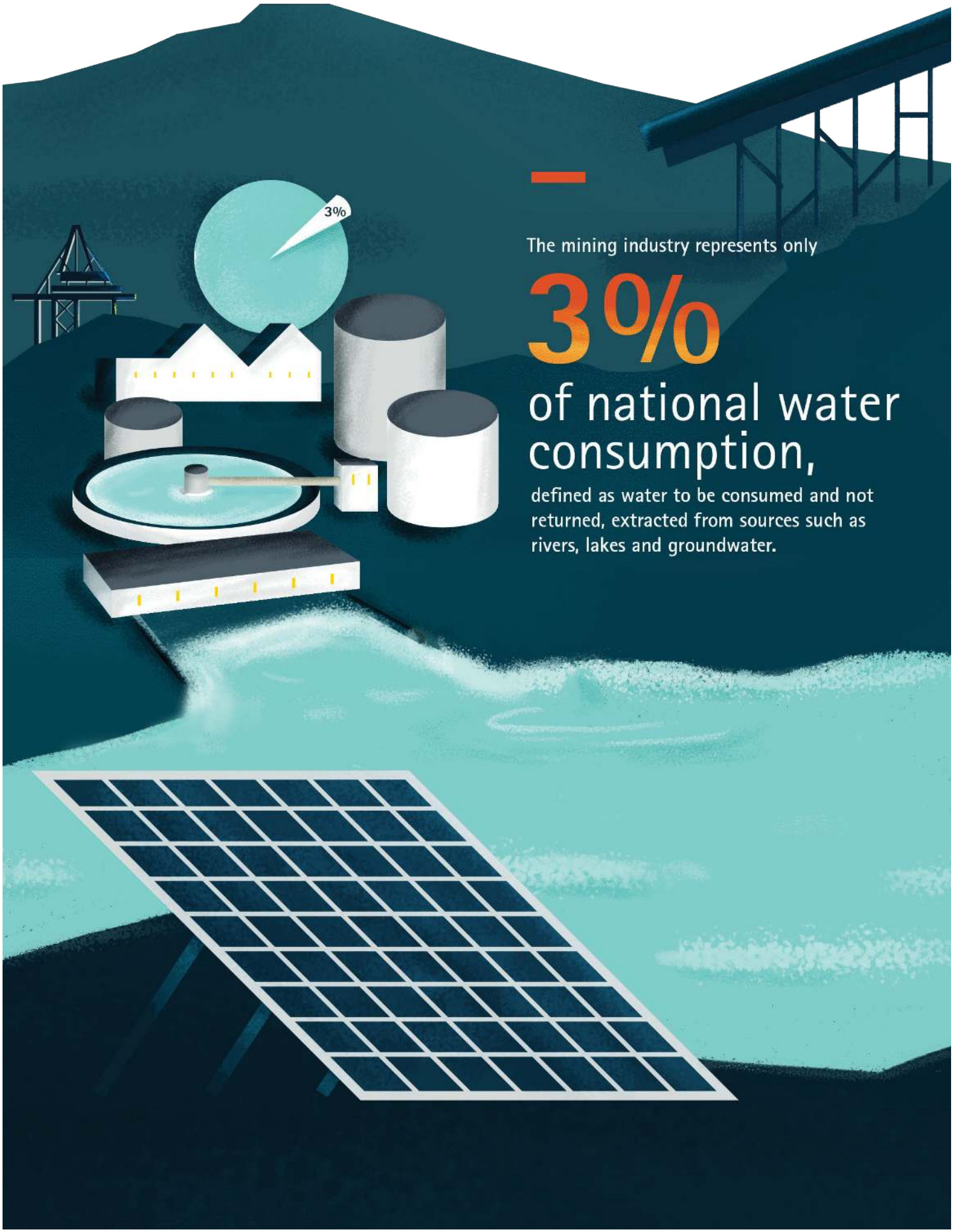

The mining industry represents only

3%

of national water consumption,

defined as water to be consumed and not returned, extracted from sources such as rivers, lakes and groundwater.

The mining industry has made important investments to use seawater in its production processes, a trend that has seen significant, sustained increases over the last five years. Additionally, water circulation processes have improved, increasing by

26%

in 2016 when compared to 2012.

Copper plays a key role in the country's export activity.

Between 2003 and 2016,

copper accounted for an average of

51%

of exports.

Cu Copper Alliance®

International Copper Association, Latinoamérica
Vitacura 2909, of. 303, Las Condes, Santiago, Chile

@ThinkCopperLA | copperalliance.org | sustainablecopper.org | procobre.org